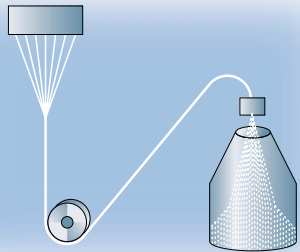



THE SIX PRODUCTION STAGES FROM RECYCLED POLYESTER TO DINAMICA®.



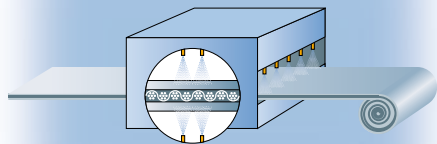
STEP 1 Spinning and cutting

Ultrafine microfiber coming from recycled polyester goes through spinning and cutting in order to obtain a fiber which is fine (3 to 5 mm length) and resistant.



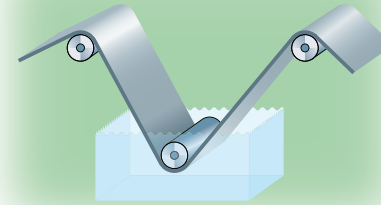
STEP 2 Web forming

Using a wet-laid method, the cut microfibers are dispersed in a liquid solution. A support scrim catches the microfibers on the surface and the backside.



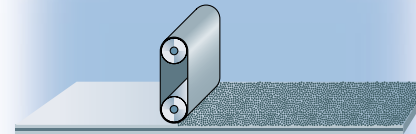
STEP 3 Water needling

High-pressure water jets fix the microfibers on the scrim. The two layers (the surface and the backside) are entangled with each other and the scrim without any damage to the fibers.



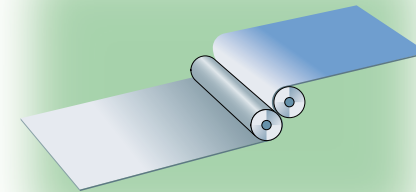
STEP 4 Impregnation with polyurethane

The resistance of the non-woven surface is largely increased with the impregnation of polyurethane. The microfiber is suspended in a water solution in which no harmful solvents are used. The polyurethane adds strength and elasticity to the fabric.




STEP 5 Buffing

At this point, it is important to give regularity to the non-woven surface. The microfiber gets a luxurious appearance, evenness and soft-hand feel.



STEP 6 Dyeing and finishing

The microfiber is coloured with jets at high pressures and temperatures. The high quality of the dyed-stuff guarantees top light fastness performances. During the finishing, the microfiber is treated in order to get the final aspect and performances of DINAMICA®.



DINAMICA'S THREE-LAYER STRUCTURE.